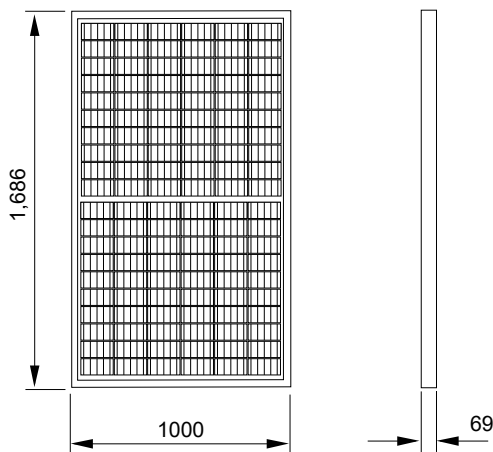


(PV16-335-G1)


- Simple roof integration with clean, low-profile aesthetic for new build and retrofit
- Rapid installation times of less than 45 min/kWp easily achieved
- Compatible with the widest range of slate and tile including special fixings for different batten thickness
- Fitted during the normal roofing programme, enabling clarity of responsibility and safe working practices
- Achieves highest fire rating and wind resistance without modifications to the roof



PV16-335-G1



PV16-340-G1W



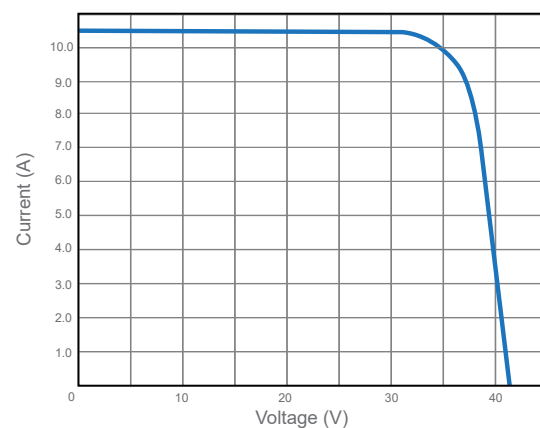
## Mechanical Specification

Model		<b>PV16</b>
Aperture Area	m <sup>2</sup>	1.622
Width	mm	1,000
Length	mm	1,686
Thickness	mm	69
Weight	kg	21.7
Static roof loading (distributed)	kg / m <sup>2</sup>	12.9
Characteristic Wind Resistance	kPa	5.32
Ultimate Design Load <sup>1</sup>	kPa	5.32
Positive Design Load	IEC 61215	5.40
Roofing System Fire Rating	EN 13501-5	B <sub>ROOF</sub> (T1, T2, T3, T4)
Power Warranty	% rated	90% 10 years, 80% 25 years
Product Warranty		10 years
Standards		IEC61215, 61730, TUV, MCS05* , MCS12

## Electrical Specification

Model		<b>PV16-335</b>	<b>PV16-340</b>
Peak Power <sup>2</sup>	Wp	335	340
Module Efficiency <sup>3</sup>	%	20.7	21.0
Number of Cells		60x2	60x2
Maximum Power Voltage (V <sub>mpp</sub> )	V	34.7	35.0
Maximum Power Current (I <sub>mpp</sub> )	A	9.7	9.7
Open Circuit Voltage (V <sub>oc</sub> )	V	42.0	42.4
Short Circuit Current (I <sub>sc</sub> )	A	10.3	10.4
NOCT <sup>4</sup>	°C	44.0	
Cell Type		Monocrystalline Silicon	
Power Temperature Coefficient	% / °C	-0.38	
Current Temperature Coefficient	% / °C	0.05	
Voltage Temperature Coefficient	% / °C	-0.30	
Maximum System Voltage	V <sub>oc</sub>	1,000	
Maximum Fuse Rating	A	20	
Safety Classification		Class II	
Electrical Connectors		Genuine Stäubli MC4 PV-KST4, PV-KBT4	

## I-V Curves



<sup>1</sup> Design resistance to ultimate loads includes a partial material safety factor of 1.0

<sup>2</sup> Subject to a manufacturing tolerance of +/- 3%.

<sup>3</sup> Based on aperture area.

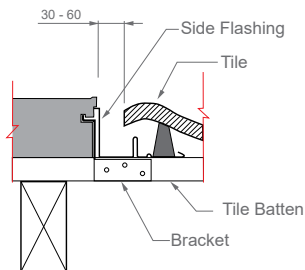
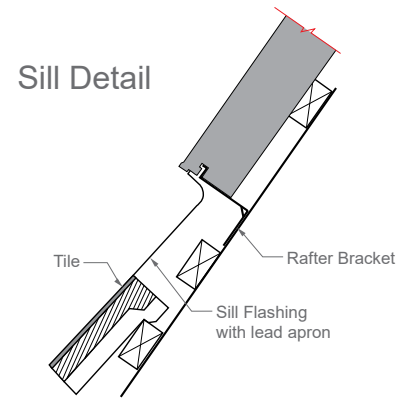
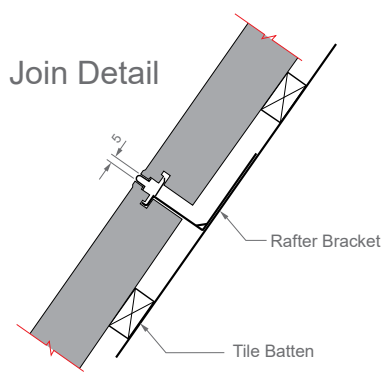
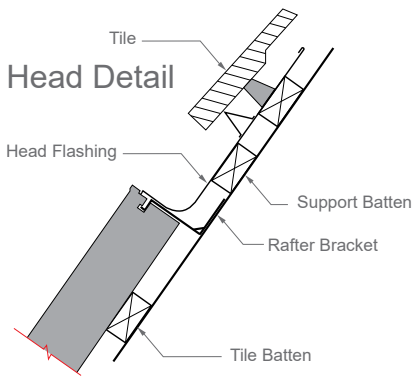
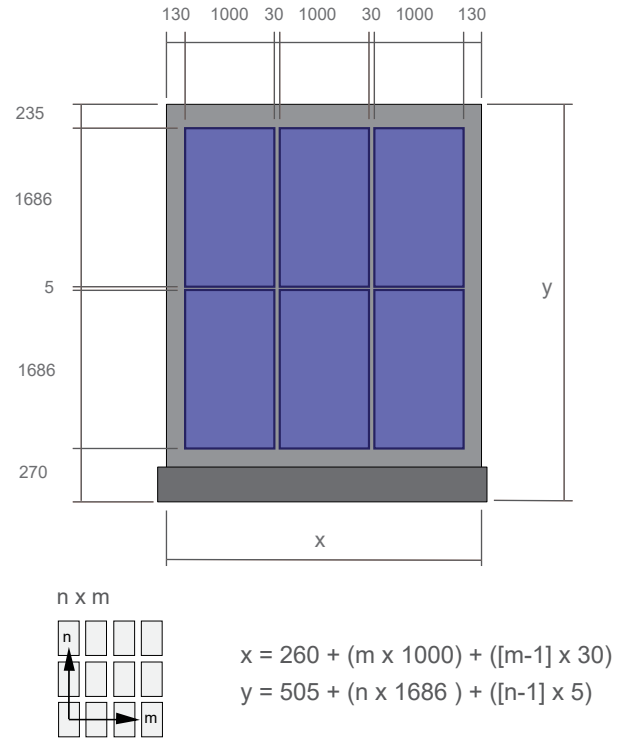
<sup>4</sup> Nominal Operating Cell Temperature

Electrical specification measured under standard test conditions: Irradiation 1 kW/m<sup>2</sup> with light spectrum AM 1.5 and a cell temperature of 25°C.

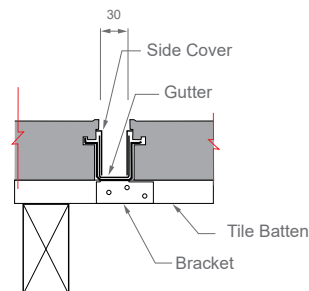
### Pitched Roof Integration

Sleek, low-profile integrated solar that replaces the roof covering for an improved aesthetic and for simple roof maintenance, now at similar cost to above-roof panels. Simple, beautiful, durable.

Solar never looked so good.



Side Detail



Gutter Detail  
(joined flashings)